

SM60 LED STREET LIGHT



WORLDWIDE POWERED

ACTIVE POWER FACTOR CORRECTION (PFC)

ADAPTIVE ROTATION INSTALLATION FRAME, RETROFIT WISE

LEDs – 160 LM/W

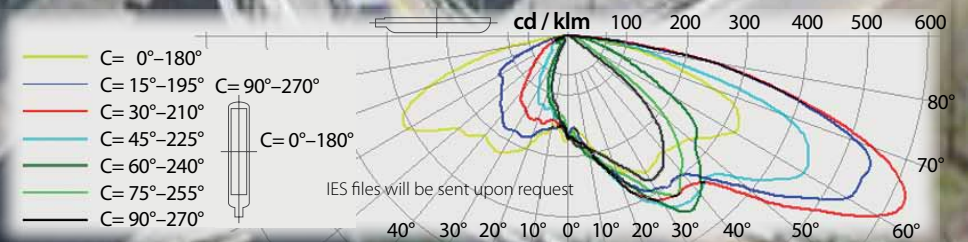
EXTREMELY WIDE ASYMMETRIC LENSES

ZERO LIGHT POLLUTION

AUTOMATIC ECONOMY LATE NIGHT DIMMING *

SM60


- HIGH ENERGY EFFICIENCY
- NO MAINTENANCE COSTS
- LONG LIFECYCLE
- HIGH QUALITY AREA ILLUMINATION
- ERGONOMICAL – CLOSE TO NATURAL LIGHT
- ECOLOGICAL – MERCURY AND LEAD FREE



False Colours

illuminances

	20.00 lx
	17.50 lx
	15.00 lx
	12.50 lx
	10.00 lx
	7.50 lx
	5.00 lx
	2.50 lx
	0.00 lx



SM 60

SPECIFICATIONS

AC Input Voltage	90 ÷ 305 V AC
DC Input Voltage	127 ÷ 431 V DC
Mains Frequency	47 ÷ 63 Hz
Power Factor (PF) at 230 V	min 95 %
Power Factor (PF) at 115 V	min 98 %
LED Power	56.7 W
Power Efficiency	90 %
Total Power	63 W
Average power in late night dimming mode*	44.6 W
LED Light Output	160 lm/W
Current Efficiency	81 %
LED Luminous Flux	7 394 lm
Junction Temperature at Ta = 25°C	70°C
Thermal Efficiency	91 %
Lens Efficiency	92 %
Real Luminaire Efficacy (LER)	98 lm/W
Color Rendering Index (CRI)	65 ÷ 80
Real Lamp Luminous Flux for:	
Cool White (CRI 65)	6 190 lm
Neutral White (CRI 75)	5 740 lm
Warm White (CRI 80)	4 860 lm
Zero Light Pollution	0 cd at 90°
Operating Temperature	-40° ÷ +45°C
Operating Humidity	10 ÷ 95 % RH
Lifespan L70	> 160 000 h
Ingress protection rating	IP 65
Electrical Safety Class	Class II
Polycarbonate optical cover	optional

MECHANICAL CONSTRUCTION

Marine Grade Aluminium Alloy Body	
Stainless Steel Rotation Mechanism	115° (-90° ÷ +15°)
Installation Diameter	ø 42 ÷ ø 76 mm
Dimensions	530 x 180 x 80 mm
Weight	3.6 kg

Additional deliveries

- Zink plated metal poles
- Means of fixing the pole underground / fundament

- * Late night dimming:
 50 % illuminance decreasing after 4 hours till 1 h before dawn;
 Optional illuminance decreasing – 20 ÷ 90 %;
 Optional dimming start – 2 ÷ 8 hours;
 Optional dimming stop – 0.5 ÷ 3 h before dawn.



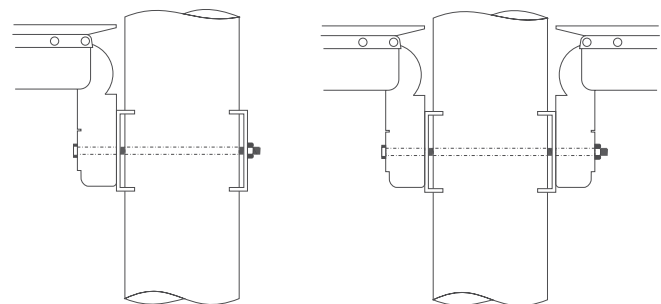
SM60 Application According EU Standards

3 lanes x 3.5 m ME4a streets (more than 60 km/h)	L = 21 m; H = 9 m
3 lanes x 3.5 m ME5 streets (less than 60 km/h)	L = 33 m; H = 9 m
2 lanes x 3.5 m ME4a streets (more than 60 km/h)	L = 32 m; H = 7 m
2 lanes x 3.5 m ME5 streets (less than 60 km/h)	L = 45 m; H = 7.5 m

SM60 Application According US Standards

3 lanes x 3.5 m streets	L = 29 m; H = 9 m
2 lanes x 3.5 m streets	L = 39 m; H = 9 m

- L – Distance between the light sources (poles)
 H – Height of the light source above the ground



Optional kit for mounting one or two lamps sideways to the pole ø 70 ÷ 200 mm